


Ball valves

Floating



TECHNICAL BROCHURE

TIV Valves S.r.l.

Via Fratelli Rosselli 17 | 20027 Rescaldina, Italy | +39 0331 477801
sales@fiorentini.com

www.tiv-valves.com

Pietro Fiorentini S.p.A.

Via E. Fermi, 8/10 | 36057 Arcugnano, Italy | +39 0444 968 511
sales@fiorentini.com

www.fiorentini.com

The data are not binding. We reserve the right
to make changes without prior notice.

floating_technicalbrochure_ENG_revA

Who we are

We are a leading company in designing and manufacturing technologically advanced products and systems for natural gas treatment, transmission and distribution.

We are the ideal partner for operators in the Oil & Gas sector, with a business offer that spans the whole natural gas chain.

We are in constant evolution to meet our customers' highest expectations in terms of quality and reliability.

Our aim is to be a step ahead of the competition, with a customized technology and an after-sale service program always marked by a high level of professionalism.



Pietro Fiorentini advantages



Localised technical support

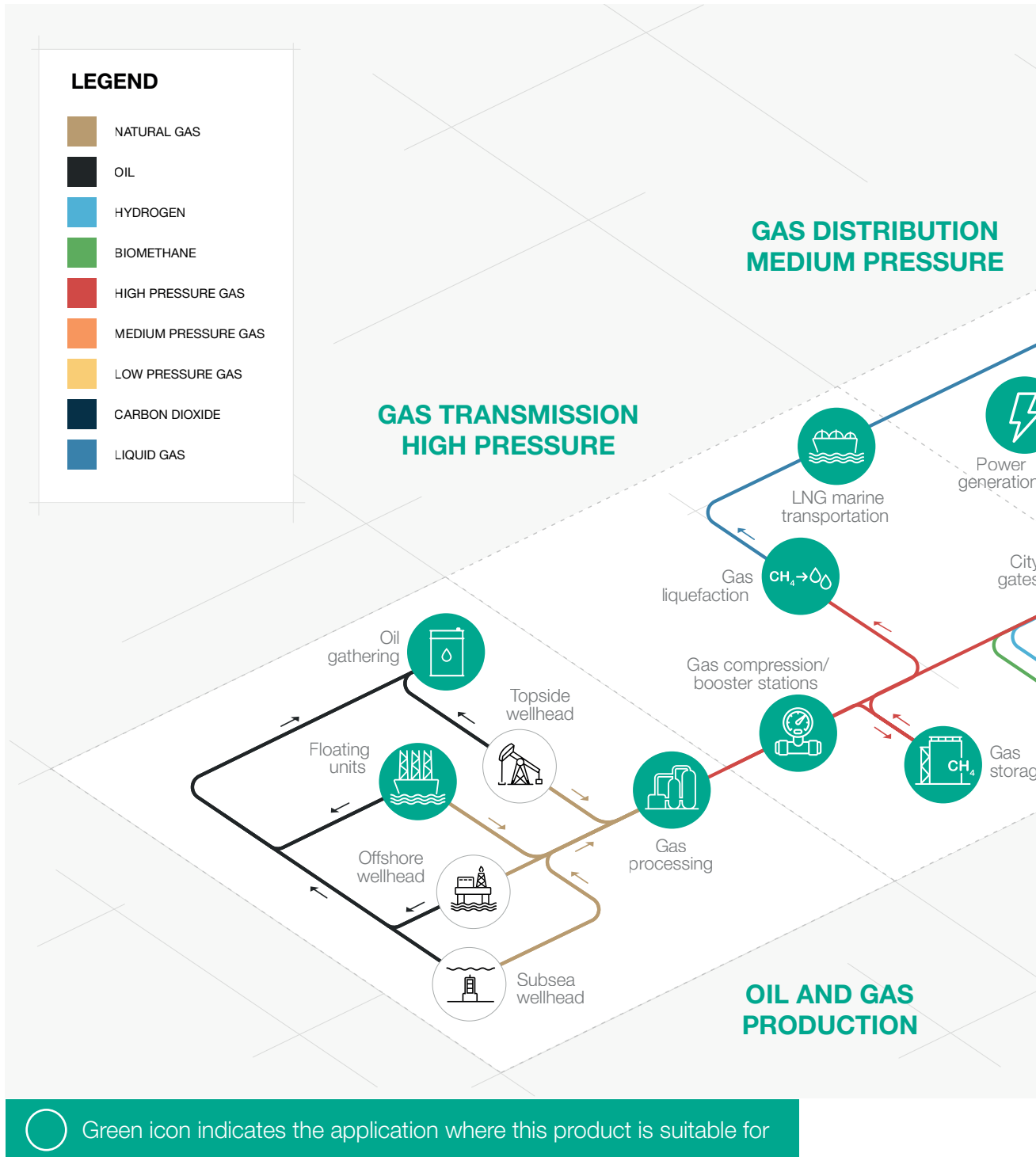


Experience since 1940



We operate in over 100 countries

Area of Application



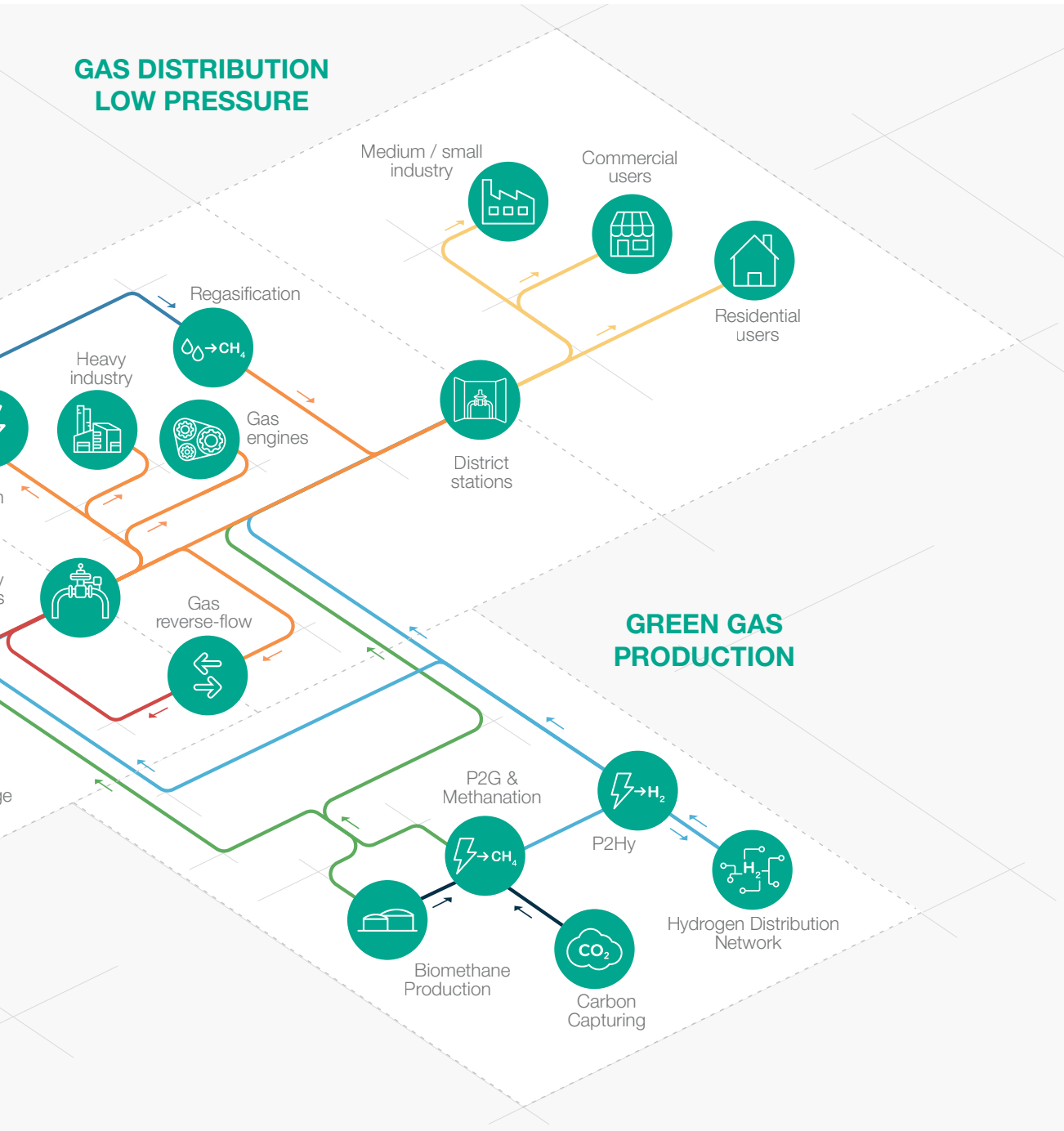


Figure 1 Area of Application Map



TIV Valves



Company profile

We are an **Italian manufacturer** of **high-quality ball valves**, striving to be your most valuable partner in **Oil&Gas, sustainable energy, green** and **industrial applications**. We offer on-time delivery of engineered technical solutions thanks to our specialized team of experienced managers and engineers. Our technical and operations experience allows us to cover a wide range of applications, supporting our customers to find the best solution for each specific service condition.

Based in the northern Italy, **TIV Valves** was founded in January 2010. Since then, we shipped our valves in five continents to all main end users and EPC's companies. We provide customized valves to fit a wide range of applications. Severe service designed valves include corrosive and abrasive fluids, high temperature, cryogenic, underground and any special customer requirement.

The **main product** specifications are API 6D, API 6A, API 6DSS, while design can meet the requirements of ASME BPVC Sect. VIII and ASME B16.34, in addition to customers' specifications.

We can provide total **service** and **support** with our valves and, if requested, **testing** and **quality control** procedures can be conducted on site.



Production capability

Our brand-new facility has been specifically designed for ball valves manufacturing from small to big sizes, allowing us to easily manage elevated quantities with a wide production mix without losing our focus to quality, lead-time and customer satisfaction.



25,000 m² overall area, 3,000 m² offices area, 10,000 m² covered area.

Wide spaces to manage a wide range of products at the same time. Four production lines grouped by valves size allow the correct workflow and quality checks.



Up to 90 tons lifting capability.

The combined use of two cranes allows to manage valves over 60" size.



Crane height 11m at the hook.

The overall height of the facility and cranes is designed to manage big sized valves with stem extension, e.g., for underground installation.



Design & test capability

TIV Valves engineering department relies on high-skilled personnel with long-term experience in valve design and manufacturing. Customers' requests are processed one by one to find the best solution to fit the specific application.

Tailor-made design is developed through a wide use of Finite Elements Analysis (FEA) and Computational Flow Dynamics (CFD).



Testing department includes all equipment for standard and special testing, a precious resource both for standard production and design validation purposes:

- **Hydrostatic and pneumatic test benches.**

5 test benches allow hydraulic high pressure and pneumatic low pressure tests up to 48" size and up to ANSI 2500 pressure rating. Bigger valves are test with blind flanges and with a portable skid capable to reach up to 690 bar pressure.

- **High pressure gas.**

A bunkered area allows safe execution of high pressure nitrogen tests when required for critical valves.

- **High temperature.**

High temperature testing is often required for special application valves. TIV test fixtures allow to reach up to 550 °C.

- **Cryogenic.**

Valves for LNG application are frequently tested to check tightness capabilities at service temperature, down to -196 °C.

- **Fugitive emissions.**

Environmental issues are becoming a critical factor for valves performance evaluation. We can verify fugitive emission both with helium and hydrogen as tracing gases.

- **Non Destructive Examinations (NDE – PMI-VT-PT-MT-UT-RT).**

Volumetric examinations (UT and RT) are out-sourced to a qualified partner, while all the other are performed in-house.

Introduction

TIV trunnion mounted ball valves are customized, high-quality and reliable valves for a wide range of application, from traditional Oil & Gas (upstream, midstream and downstream) to green and renewable energies services.



Twin business model.

We can offer both standardized valves for non-critical application and highly engineered valves to solve specific process issues. The first approach allows to offer a competitive product with very short lead time, while the second aims to support customer with a specific design.



Field-prove experience.

We can be proud of our installed base worldwide covering a wide range of applications and a huge number of customers among the main energy companies and EPC contractors.



Lean culture.

Pietro Fiorentini Group lean culture pervades our strategy, leading us through management choices with a constant focus on continuous improvement and cost reduction, while customer needs and satisfaction remain the first decision driver.



Floating ball valve



Description

A ball valve is a form of quarter turn valve which uses a hollow, perforated and pivoting ball to control flow through it. It is open when the ball's hole is in line with the flow and closed when it is pivoted 90 degrees.

Compared to other valve types, trunnion mounted ball valves ensure the following advantages:

- **Straight flow passage.**

This means reduced pressure loss, hence limiting noise and erosion phenomena.

- **Tight shut off.**

Compared to other valve types, ball valves can achieve zero leakage capability throughout a wide set of configurations.

- **Fast operating time.**

Floating ball valves have design with few components, simple but robust for many different services.

- **Suitability for high pressure application.**

Proper design features allow to face the challenges of very high pressure ratings.

The floating ball valve is a valve type in which the obturator is suspended in the flowing fluid and is kept in position by the compression of two elastic seats. The stem is connected at the top of the ball and allows the switch from an open to a closed position with a quarter turn movement (90 degrees). Floating ball valves are used to cut off, distribute and change the direction of medium flow in pipeline.

TIV standard floating ball valves are side entry. In this configuration the valve is composed of a body to which are affixed one or two connectors that contain the valve seats and ensure the connection of the valve to the pipeline.

On request top-entry valve configuration can be provided. This one requires only one body that includes the connection to the line and a top cover. Top-entry construction allows to perform the valve maintenance without removing the valve from the line.

Materials of construction are selected based on service conditions. Valves for standard applications are usually made in carbon steel or low temperature carbon steel and have soft seats. When the application involves high or low temperature, corrosive or abrasive fluids, or a combination of them special steels and metal seals may be selected to reach the expected field performance.

Floating ball valves are mostly lever operated or with a gearbox where operating torque exceeds the normative limitations. Anyway, they can be supplied bare stem or actuated (with pneumatic or electric actuators) as per customers' request. Operating devices are outsourced to a set of selected partners that follow us joining valve's operations requirements and client's specifications and needs.



Applications by Purpose

TIV valves have a wide range of applications, not only related to Oil & Gas production, processing, transmission and distribution, but also along the energy transition value chain (first of all LNG, CO₂ and H₂) and water management.



Oil & Gas.

The value chain of oil and gas includes complex and dynamic process with high goals to achieve, becoming more and more demanding over the years. In this external market environment, characterized by a high level of competitiveness and instability, valves play an important role to optimize assets and end users' investments. Engineered and extensively customized valves could solve specific service issue, while standardized and cost-effective solutions may help customers to keep their business sustainable in the long term.



Renewable energies.

Worldwide governments are pushing more and more towards energy transition. We aim to be part of this historic change offering a product range specifically developed to answer emerging need of energy companies. While LNG will represent the pillar of the energy transition, we completed our offer with solutions for the entire hydrogen value chain from extraction to distribution. This product range covers both blending with methane and pure hydrogen management. Specific solutions are available also for carbon capture applications.



Water management.

Water is a precious and rare resource. Treatment processes, transmission and distribution are strategic to preserve water availability and accessibility. We offer a product range both for severe services (e.g. desalination, wastewater treatment, offshore fire-water) and transmission and distribution applications.

Applications by Use

Whatever is the sector of application, TIV ball valves can adopt specific engineering solutions to fit different process and fluid conditions, from basic services up to the most severe and demanding processes.



Sweet gases.

Valves intended for clean gas applications (e.g., methane transmission and distribution, included hydrogen blending). These valves do not require special materials or extensively engineered solutions.



Liquid hydrocarbons.

These valves may include different materials compared to sweet gas. Soft material selection is based on fluid composition.



Sour fluids.

Depending on medium components special materials shall be selected to ensure valve reliability.



Abrasive fluids.

Special hard coating are applied to ball and seat when solid particles in the process fluid would determine a rapid wear of soft parts exposed to the medium.



Cryogenic service.

When required for liquid gases services (e.g., LNG), valve's materials shall be properly selected, and special sealing arrangement ensure proper tightness capabilities.



High temperature service.

For applications where process fluid can overcome the temperature limits of polymers and elastomers, sealing materials and coatings shall be chosen accordingly.



Other special services.

Where different services or a combination of the above are requested, our engineering team is able to support the client along the design process in order to find the best solution to fit the specific application.

Approvals

Product certification:



API 6D
Cert. no.
6D-1170



API 6A
Cert. no.
6A-1252



API 6DSS
Cert. no.
6DSS-0057



IEC 61508 SIL 2
Cert. no.
50 100 13288
REV.005

System certifications:



ISO 9001
Cert. no.
50 100 9927
Rev.006



Pressure Equipment
Directive (PED)
2014/68/EU
Certificate no.
PED-0948-QSH-490-16
REV. 3



ISO 14001
Cert. no.
50 100 13288
REV.005



ISO 45001
Cert. no.
50 100 13322
REV.005

TIV Valves production range has also a wide coverage for fire-safety as per API 607 and API 6FA and for fugitive emissions as per ISO 15848-1. In addition, thanks to a long-term cooperation with international energy companies and EPC contractors, TIV complies with many customers specifications, including design validation procedures.

Device operation

All TIV floating ball valves are Block & Bleed (BB) design according to API 6D: “A valve with at least one seating surface that, in the closed position, provides a seal against pressure from one end of the valve with the other end depressurized”.

The standard floating ball valve configuration is bidirectional, and the pressure is blocked by the downstream seat.

The unidirectional solution is available and suggested where the relief of body cavity overpressure represents a critical issue (e.g. cryogenic application). This feature is achieved with a unidirectional ball with a hole in the upstream side preventing the pressure increase in the body cavity.

The choice between these two configurations depends on the process conditions and on the valve function.

General features


Features	Values
Pressure rating*	<ul style="list-style-type: none"> ANSI classes from 150 to 2500 API pressure ratings from 13.8 MPa to 103.5 MPa from 138 barg to 1035 barg
Design temperature*	from -196 °C to +538 °C from -321 °F to +1000 °F
Nominal sizes*	1/2" to 60" NPS 15 to NPS 1500
Connections*	<ul style="list-style-type: none"> RF and RTJ flanges as per ASME B16.5, B16.47 and MSS SP-44 Butt welding ends as per ASME B16.25 6B and 6BX flanges as per API 6A Threaded and socket weld ends Hub ends as per customer specifications
End to end dimensions*	<ul style="list-style-type: none"> ASME B16.10 API 6A TIV standard for sizes not covered by above specifications As per customer specifications
Top mounting	ISO 5211
Construction*	<ul style="list-style-type: none"> Side entry bolted body Top entry bolted body Side entry welded body Modular bolted body (two balls in one body)
Operator*	<ul style="list-style-type: none"> Bare stem Gear operated Motor operated (pneumatic, hydraulic, gas over oil or electric actuator)
Part	Material
Metallic materials*	<ul style="list-style-type: none"> Carbon steel and low temperature carbon steel Stainless, duplex and super-duplex stainless steel Exotic alloys
Soft parts*	<ul style="list-style-type: none"> Polymeric (PTFE, RPTFE, PEEK, Devlon-V, PCTFE) Elastomeric (FKM, FFKM, HNBR) Graphite
Coatings*	<ul style="list-style-type: none"> Electroless Nickel Plating (ENP) Weld overlay (316SS, N06625) HVOF (Tungsten or Chromium Carbide Coating)
<p>(*) REMARK: Due to normative limitations or technical feasibility, not all combinations of above features and materials are available. Please contact TIV Valves for further information about actual configurations based on service requirements.</p>	

Table 1 Features & materials

Versions

Standard

The standard floating ball valve is designed for sweet clean gas applications and moderate minimum and maximum design temperature. This valve configuration is the most competitive in term of price and lead-time.




Features	Values
Pressure rating*	ANSI classes from 150 to 900
Design temperature*	From -29 °C to +150 °C From -20 °F to +302 °F
Nominal sizes*	2" to 36" NPS 50 to NPS 900
Connections*	RF and RTJ flanges as per ASME B16.5, B16.47 and MSS SP-44
End to end dimensions*	ASME B16.10
Construction*	Side entry bolted body
Operator*	<ul style="list-style-type: none"> Bare stem Gear operated Motor operated (pneumatic, hydraulic, gas over oil or electric actuator)
Part	Material
Metallic materials*	<ul style="list-style-type: none"> Low temperature carbon steel (body, ball, seats, cover) Stainless steel (stem)
Soft parts*	<ul style="list-style-type: none"> Polymeric (Devlon-V) Elastomeric (FKM, HNBR) Graphite
Coatings*	Electroless Nickel Plating (ENP)
<p>(*) REMARK: Different functional features and/or materials available on request. Stated temperature ranges are the maximum for which the standard equipment's full performance is fulfilled.</p>	

Table 2 Standard version features & materials

Cryogenic applications

When the valve operating temperature is lower than -50 °C (-58 °F), special materials selection, design and production features are required. This know-how is the key factor to ensure tightness capability and smooth operability even with liquefied gases.

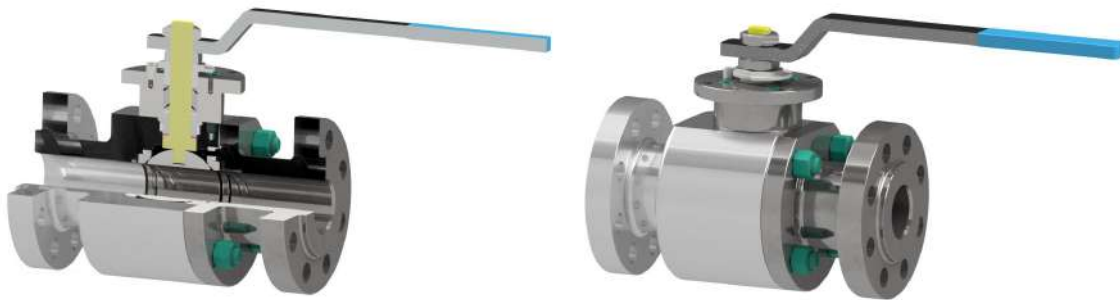


Features	Values
Pressure rating*	ANSI classes from 150 to 2500
Design temperature*	From -196 °C to +150 °C From -321 °F to +302 °F
Nominal sizes*	1/2" to 36" NPS 15 to NPS 900
Connections*	<ul style="list-style-type: none"> RF and RTJ flanges as per ASME B16.5, B16.47 and MSS SP-44 Butt welding ends as per ASME B16.25 Threaded and socket weld ends
End to end dimensions*	ASME B16.10
Construction*	Side entry bolted body Extended stem for insulation purposes
Operator*	<ul style="list-style-type: none"> Bare stem Gear operated Motor operated (pneumatic, hydraulic or electric actuator)
Part	Material
Metallic materials*	<ul style="list-style-type: none"> Austenitic stainless steel (body, connectors**, ball, seats, cover, top flange) High strength austenitic stainless steel (stem)
Soft parts*	<ul style="list-style-type: none"> Thermoplastic (RPTFE + Elgiloy lip-seals) Graphite
Coatings*	HVOF tungsten carbide coating (TCC) if metal to metal sealing is required
<p>(*) REMARK: Different functional features and/or materials available on request. Stated temperature ranges are the maximum for which the standard equipment's full performance is fulfilled.</p> <p>(**) REMARK: If necessary, proper material pups can be welded to the valve to fit connecting pipe material.</p>	

Table 3 Cryogenic version features & materials

High temperature applications

For continuous operating temperatures over 200 °C (392 °F), standard polymers and elastomers are no longer feasible. In this harsh environment static and dynamic seals are built in graphite-based materials, while the trim is metal seated.




Features	Values
Pressure rating*	ANSI classes from 150 to 2500
Design temperature*	From -29 °C to +538 °C From -20 °F to +1000 °F
Nominal sizes*	1/2" to 36" NPS 15 to NPS 900
Connections*	<ul style="list-style-type: none"> RF and RTJ flanges as per ASME B16.5, B16.47 and MSS SP-44 Butt welding ends as per ASME B16.25 Threaded and socket weld ends
End to end dimensions*	ASME B16.10
Construction*	Side entry bolted body Extended stem for insulation purposes
Operator*	<ul style="list-style-type: none"> Bare stem Gear operated Motor operated (pneumatic, hydraulic, gas over oil or electric actuator)
Part	Material
Metallic materials*	<ul style="list-style-type: none"> High temperature carbon steel (body, connectors**, ball, seats, cover, top flange) Stainless steel (stem)
Soft parts*	<ul style="list-style-type: none"> Graphite both for static and dynamic seals Elastomers (FKM, HNBR) back-up seals on top of stem extension
Coatings*	HVOF chromium carbide coating (CCC)
<p>(*) REMARK: Different functional features and/or materials available on request. Stated temperature ranges are the maximum for which the standard equipment's full performance is fulfilled.</p> <p>(**) REMARK: If necessary, proper material pups can be welded to the valve to fit connecting pipe material.</p>	

Table 4 High temperature version features & materials

Modular double block&bleed

The modular design allows to have two balls in one body. This design is the best solutions where space and weight saving is a key factor while safety or process issues require a double seal. For an additional length reduction and even more cost effective solutions, compact or threaded holes flange arrangement can be selected.



Features	Values
Pressure rating*	ANSI classes from 150 to 2500
Design temperature*	From -46 °C to +200 °C From -51 °F to +392 °F
Nominal sizes*	1/2" to 24" NPS 15 to NPS 600
Connections*	<ul style="list-style-type: none"> RF and RTJ flanges as per ASME B16.5, B16.47 and MSS SP-44 6B and 6BX flanges as per API 6A Threaded and socket weld ends Hub ends as per customer specifications Compact or threaded holes arrangement flanges
End to end dimensions*	ASME B16.10
Construction*	Side entry bolted body
Operator*	<ul style="list-style-type: none"> Bare stem Gear operated Motor operated (pneumatic, hydraulic or electric actuator)
Part	Material
Metallic materials*	<ul style="list-style-type: none"> Low temperature carbon steel (body, connectors**, ball, seats, cover, top flange) Stainless steel (stem)
Soft parts*	<ul style="list-style-type: none"> Elastomeric (FKM, HNBR) Graphite
Coatings*	<ul style="list-style-type: none"> Electroless Nickel Plating (ENP) HVOF tungsten carbide coating (TCC) if metal to metal sealing is required
<p>(*) REMARK: Different functional features and/or materials available on request. Stated temperature ranges are the maximum for which the standard equipment's full performance is fulfilled.</p> <p>(**) REMARK: If necessary, proper material pups can be welded to the valve to fit connecting pipe material.</p>	

Table 5 Modular double block&bleed version features & materials

Customer Centricity

Customer centricity is a way of running your business — implementing a perfect customer experience at each stage of the pipeline. Pietro Fiorentini is one of the main Italian international company with high focus on product and service quality.

The main strategy is to create a stable, long-term relationship, putting the customer's needs first. Lean management and customer centricity are used to improve and maintain the highest level of customer experience.



Support

Pietro Fiorentini's top priority is to provide support to the client in all phases of project development, during installation, start up and operation. Pietro Fiorentini has developed a highly standardized Intervention-Management-System (IMS), which helps to facilitate the entire process and putting the customer at the forefront of every decision in our process while manufacturing or developing a product to help improve the product and service. With our IMS business model many services are available remotely, avoiding long waiting times, improving service, and avoiding unnecessary expenses.



Training

Pietro Fiorentini offers training services available for both experienced operators and new customers. The training is offered for all levels of our customers which can include one or all of the following: sizing of equipment, application, installation, operation, maintenance and is prepared according to the level of use and the customer's need.



Customer Relation Management (CRM)

The service and care of our customers are one of the main missions and vision of Pietro Fiorentini. For this reason, Pietro Fiorentini has enhanced the customer relation management system. This enables us to track every opportunity and request from our customers into one single information point and allows us to coordinate information allowing us to give the customer improved service.



Sustainability

Here at Pietro Fiorentini, we believe in a world capable of improvement through technology and solutions that can shape a more sustainable future. That is why respect for people, society and the environment form the cornerstones of our strategy.



Our commitment to the world of tomorrow

While in the past we limited ourselves to providing products, systems and services for the oil & gas sector, today we want to broaden our horizons and create technologies and solutions for a digital and sustainable world. We have a particular focus on renewable energy projects to help make the most of our planet's resources and create a future in which the younger generations can grow and prosper.

The time has come to understand how and why we operate now.





**Pietro
Fiorentini**



TB0035ENG



The data are not binding. We reserve the right to make changes without prior notice.

floating_technicalbrochure_ENG_revA

www.fiorentini.com

www.tiv-valves.com